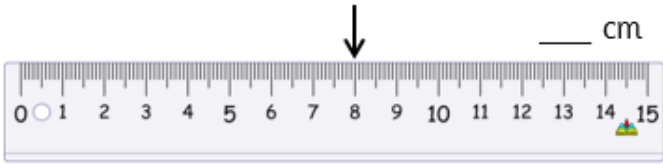
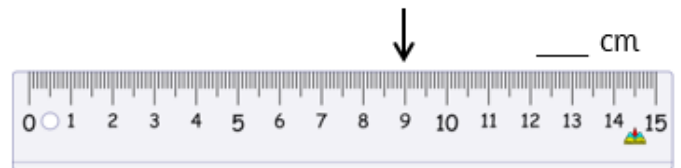
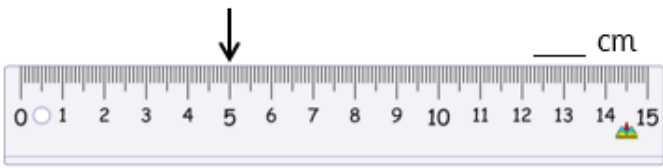


Layer 1 - How many cm does the arrow show?



Layer 2 - Measure the length of the lines in centimetres (please use the ruler attached).

A worksheet for measuring lines. It contains four horizontal lines of different colors and lengths, each with a blank space for the measurement in centimeters.

- A purple line starting at 0 cm and ending at 10 cm. The text "___ cm" is written to the right.
- A green line starting at 0 cm and ending at 2 cm. The text "___ cm" is written to the right.
- An orange line starting at 0 cm and ending at 12 cm. The text "___ cm" is written to the right.
- A blue line starting at 0 cm and ending at 15 cm. The text "___ cm" is written to the right.

Layer 3

Estimate the size of these objects. Then use the ruler to measure them.

Object	Estimate	Measurement
Height of a book		
A DVD case		
A pen/ pencil		
TV Remote		
Laptop screen		
Pencil Sharpener		
<i>Can you add your own?</i>		
<i>Can you add your own?</i>		
<i>Can you add your own?</i>		